



The Buzz



November 2016



New Website—iowahoneyproducers.org



Greetings from the President:

Friends, Iowa beekeepers,

As I take a minute to write this, I can't help but tell you what a fall we have had. The rain in areas was record setting! Honey harvest in places was great and in other areas almost nothing. Iowa is very much made of highs and lows. Average, they call it.

I have learned a hard, costly lesson in beekeeping this year: If you don't look at your hives in September there is a very good chance they will abscond by Oct 10th! I know better. I have been running seven days a week trucking, and trying to get stuff done is next to impossible. I have way too many hives full of mites. It is very depressing seeing these bees trying to make brood when mite loads are beyond counting. I am trying to salvage some. I treated a few hives with Hopguard 2 strips in early August. Those hives don't look too bad. I hate dwelling on the subject of varroa mites, but I feel this is EXTREMELY important to successful beekeeping today. Do checks in early spring, early summer, summer, and early fall. MAKE SURE YOU KNOW WHAT IS REALLY GOING ON.

We all will be doing our final winter preparation now. So I hope you all can then enjoy the Thanksgiving holiday. A time to give thanks and Gather with family.

A beekeeper is always optimistic. Next year..... We must start planning soon. What will I do different, the same, or not at all? More hives? Cut a yard out over there? It seems we start this soon after winter sets in. I have noticed this over the years at meetings or events—planning for next year is always a hot winter topic!

The fall is upon us, and I can't help but mention that our beginning bee classes will be starting sooner than one might want to think about. I very much enjoy teaching beginning beekeeping. To talk bees in January is fun for me and I challenge anyone with bees to assist or start a class. Now is the time to do this, since we have a lot of interest in beekeeping in the state. Let's make a difference here.

The time has come for me to hit the road so I must wrap this up. I want you all to have a very good Thanksgiving and be safe as the holiday season is upon us.

I have to steal a line from Mary Wiltgen—"Bee a blessing!"

Sincerely, Roy Kraft, IHPA President

Youth Scholarship

Hello everyone, I am happy to report that I've been receiving some good applicants in the mail for the youth scholarship program and am looking forward to meeting these very enthusiastic students. I will be needing mentors for the new scholarship students, so when you see me at the annual meeting and would like to become a mentor, please sign up to be one. If you don't become one this year, I keep them on file and may call you when I have a student in your area for years following. Also, if you'd like to see more on the webpage please contact me with your ideas at iowahoneyproducers.org.....Thank you and see you soon at the annual meeting.

Eric Kenoyer
IHPA-Youth Scholarship Coordinator

Greetings from the Vice President:

This is it! The time has come for our Annual Meeting and Convention – November 11th and 12th! So much work, time, and effort has gone into the preparation of this event for you all. Thank you to everyone who has helped put this together. It does take many, and I so appreciate all who volunteered their time and talents.

Hotels are filling up fast. Get your reservations in. Please plan on attending the Queen's Luncheon, Banquet, and Director's meals. We have so much going on at each event. You don't want to miss out. Besides, you have to eat somewhere. May as well enjoy time with fellow beekeepers. Couldn't be in a better place!

Wow, we have an amazing list of speakers for our conference. There is a short bio for each included in this edition of our newsletter. Longer bios will be read at the meeting and, for most, you can see a picture of them on the website at www.iowahoneyproducers.org. We have such a GREAT line-up this year with a wide variety of topics being discussed at all different beekeeping levels of expertise.

In fact, on Saturday afternoon, you will have the option of choosing your level of expertise and going to a session related only to that level! Charlotte Hubbarb, from Michigan, will be speaking with beginning beekeepers. Pat Ennis and Alex Ebert have teamed up to talk with and discuss the concerns and needs of advanced beekeepers. Bob Fastbinder and Curt Bronnenberg will share their experiences and strategies of the commercial beekeeper. The only problem you may have is deciding on which session to go to! As for myself and Tim, we just might have to split up to get as much info as we can from these experts in the beekeeping field! Hopefully, we are addressing the many needs of all our beekeepers at all levels.

A little blurb about the contests...they are all structured the same as before except the photography contest. These will be judged by YOU! People's Choice! The photos will be available for your viewing and winner(s) will be determined by the amount of \$\$\$money\$\$\$ in their individual container. The proceeds from this will be used to defer some of the costs of the conference as your registration and meal fees do not cover all expenses. Take a picture or develop the many you have on your phone or camera. Put a mat on it (no frames – any size) and bring it with you. Your name on the back is all you need to include! Hope to see a lot of great pics! I know I'm getting mine ready!

The banquet this year is going to be AMAZING! We have James Tew entertaining us with a keynote address about some useless but interesting bee equipment, the crowning of our queen, awards, youth scholarship recipients, a live auction, and, added new this year, a MENTOR AUCTION! Yes, a real, live person auction! Here's a great list of some of our fellow beekeepers who are volunteering their time to help others in their beekeeping quest:

Roy Kraft – personal tutor 2 hours, 2 times

Pat Ennis – 4 hours making splits

Carly Vannoy – Honeybee themed party for any age

Tim and Mary Wiltgen – Free class, if that doesn't work out, 4 hours at your apiary or ours

Curt Bronnenberg – your place or mine – 4 hours bee expertise

Eric Kenoyer – at his place, basic beekeeping

Jim Marshall – basic beekeeping

YOU can HAVE one or more of these EXPERTS at your disposal. All YOU have to do is WIN THE BID!!!! What a great way to learn and help the IHPA! AND....if there are those of you in the audience who would like to be auctioned off that night, GREAT!!!! Decide on your terms and we will sell you to the highest bidder! Just keep in mind, the winner of the auction and the person auctioned off will work out the details of when and where they would meet and learn. IHPA is only in it for the money! After we get our check, it is up to you to work out the details!!!! The days' itinerary is in this newsletter and also on the website. There will be copies available at our meeting also. Keep in mind, changes may be made but it is pretty close as to what we hope will happen.

Thank you so much for the support you have given me as your vice-president this year. It has been one of learning and doing - very satisfying and, at times, very stressful. I am stepping down but will continue my support of the IHPA in other ways.

Finally, from Thoreau: "The keeping of bees is like the direction of sunlight." Think about that one for a while! Wow!

'Bee' grateful, 'Bee' blessed, and 'Bee' a blessing,

Mary Wiltgen, IHPA Vice President



**104th Iowa Honey Producers Association
Conference and Annual Meeting
November 11-12, 2016**

Friday, November 11, 2016 (Veterans Day)

8:00 Registration
8:30 Welcome – Introduction of IHPA Board Members and Announcements
(Drawings for door prizes will be held prior to each speaker – MUST BE PRESENT TO WIN!)
8:35 Introduction of our Queen Candidate(s)
8:40 Keynote – Jennifer Berry - *Keeping Bees Alive and in the Hive*
9:25 Q n A with Jennifer Berry
9:40 Visit the Vendors and Break
10:00 Keynote – James Tew - *Nucleus Hives: The Swiss Army Knife of Beekeeping*
10:45 Q n A with James Tew
11:00 IHPA Speaker - Andy Hemken – *Mead Making*
12:00 Queen Luncheon
1:00 Keynote – Jennifer Berry - *Keeping Bees Alive...Period*
1:45Q n A with Jennifer Berry
2:00 Visit the Vendors and Break (Try the cooking contest samples on the way to the vendors)
2:15 IHPA Speaker – Marlin Buus – *Overwintering Nucs in a Building*
3:00 IHPA Speaker – Julia McGuire – Bee Laws
3:20 Contest winners announced and Door Prizes
3:25 Break
3:35 Business Meeting
5:00 – 5:45 Social Hour
6:15 **Banquet Program**
5:00-6:00 *Social Hour* 6:15 *Meal*
Keynote Speaker – James Tew–*Some Useless but Interesting Beekeeping Equipment*
Crowning of our IHPA Honey Queen
Youth Scholarship Recipients
Awards
Live Mentor and Donated Auction Items will be auctioned off during the evening.

Saturday, November 12, 2016

8:00 Registration
8:30 Announcements and Door Prizes – Introduction of new Board Members and Honey Queen
8:35 State Apiarist Report – Andy Joseph – The State of our State
9:05 Keynote speaker – James Tew - *The Bee's Private World – Life Without a Beekeeper*
9:50-10:05 Q n A with James Tew
10:05 Visit the Vendors and Break
10:25 Keynote speaker – Jennifer Berry - *Queen Rearing on a Small Scale*
11:10 - 11:25 Q n A with Jennifer Berry
11:25 IHPA Speaker – Joy Westercamp – Ross Rounds
12:00 Lunch with the Board
1:00 IHPA Speaker – Andy Hemken - *Ergonomics of Beekeeping – Work Smarter, Not Harder*
2:00 Break
2:15 Sessions A, B, C (Choose one or float in-between) Rooms TBA
Session A – Beginning Beekeepers - Charlotte Hubbarb
Session B – Advanced Beekeepers – Pat Ennis, Alex Ebert
Session C – Commercial Beekeepers – Curt Bronnenberg, Bob Fastbinder
3:45 Break and Fill out the evaluation form
4:00 Photo Contest Winners Announced
Raffle drawing for the Bee Quilt
Grand Prize Drawing of a complete hive (no bees) –Must Be Present to Win

104th Iowa Honey Producers Association Conference and Annual Meeting
 November 11-12, 2016 Clarion Hotel and Convention Center Cedar Rapids, Iowa



Keynote Speakers include James Tew and Jennifer Berry

(See more details in The Buzz Newsletter or online at www.iowahoneyproducers.org)

Name: _____

Address: _____

City/State/Zip: _____

Phone: _____ County: _____

E-mail Address: _____

No. of Colonies: _____ Years in Beekeeping: _____

DEADLINE FOR PRE-REGISTRATION IS OCTOBER 31ST (No exceptions).**

If you can only attend one day, no discounts can be given. No refunds will be given after November 1st.

****Pre-registration received by October 31st will be entered into a drawing for 2 free banquet meals!**

Conference and Annual Meeting Fees:

Individual:

Registration before October 31st - \$25 / After October 31st - \$30 \$ _____

Couple/Family Rate:

Registration before October 31st - \$40 / After October 31st - \$45 \$ _____

Queen Luncheon – Friday noon (pre-registration required by October 31st)

Number of tickets (per adult) _____ x \$15 .00 \$ _____

Number of tickets (per child 4-12 years) _____ x \$12.00 \$ _____

Banquet – Friday at 6:15 (Banquet Keynote Speaker – James Tew)

Number of tickets (per adult) _____ x \$ 25.00 \$ _____

Number of tickets (per child 4-12 years) _____ x \$ 19.00 \$ _____

~NEW THIS YEAR! ~

Meet the Board & Directors Luncheon – Saturday at Noon (Pizza & Salad – Pop extra)

Number of tickets (per person) _____ x \$6.00 \$ _____

2017 MEMBERSHIP DUES*:**

IHPA membership dues (includes subscription to “The Buzz” newsletter) \$20.00 \$ _____

2nd Family membership with same address – Name- _____ \$ 5.00 \$ _____

3rd Family membership with same address – Name - _____ \$ 5.00 \$ _____

*****Note: Paid 2016 membership is required to vote at the business meeting.**

Return this completed form along with the payment to:

Rhonda Heston, IHPA Treasurer, 52735 187th Avenue, Chariton, IA 50049

Please make checks payable to: Iowa Honey Producers Association

Any question can be directed to Mary Wiltgen, IHPA VP at tmwiltgen@gmail.com or 563-920-9628

Biographies of our 2016 IHPA Presenters



DR. JAMES E. TEW has been keeping bees for over 40 years. He has a Ph.D. in entomology and is currently a consulting professor at Auburn University, where he conducts beekeeping educational programs and maintains social media systems that support the Alabama beekeeping industry.

In addition to monthly articles for *Bee Culture* magazine, Jim has authored: *Beekeeping Principles*, *Backyard Beekeeping*, *Wisdom for Beekeepers*, and *Beekeeper's Problem Solver*, and manages the website One Tew Bee (www.onetew.com).

For the past 17 years **JENNIFER BERRY** has been the Apicultural Research Professional and Lab Manager for the University of Georgia Honey Bee Program. Her research objectives have focused on keeping bees alive, the sub-lethal effects of pesticides on beneficial insects and IPM techniques for varroa and small hive beetle control. Jennifer's extension duties include teaching beekeeping to people from all walks of life, including those in impoverished areas in Central and South America, to those imprisoned in Georgia. She is also passionate about educating the public about the importance of beneficial insects. On weekends and nights she operates Honey Pond Farm, a honey bee venture that sells quality nucleus colonies and teaches how to raise superior queens.



CHARLOTTE HUBBARD keeps 20-30 hives in SW Michigan. With a passion for both helping bees and newbees succeed, she teaches at local, regional and state conferences, often exploring the human-bee dynamic. She is author of *Dronings from a Queen Bee* and the children's book *If I Could Sit on a Bee's Knees*. Charlotte is an active mentor and provides seasonal tips and insights at www.hubbardhive.com as well as her Facebook page, 'Charlotte Hubbard, Beekeeper and ...' She's proud to share that she recently kept a smoker going for well over an hour.

ANDY HEMKEN has a family-owned honey business in Big Bend, WI where he promotes the art of beekeeping and benefits of using local honey through education of consumers, new beekeepers, school groups and community programs. In 1996 Andy started with 2 beehives; he currently admits to 600. After 30 years of safety and ergonomics consulting, he followed his passion and became a full-time beekeeper. He teaches beekeeping classes and other beekeeping-related seminars as well as selling package bees and equipment, and mentoring many local beekeepers. Andy is an occasional writer and contributor to the *American Bee Journal*. Andy is an avid maker of mead and has over 25 awards for mead making over the years.



Sixteen-year-old **JOY WESTERCAMP** has been a beekeeper for six seasons, starting with three colonies in 2011 and building to about 40 in 2016. During this expansion phase, Joy has focused on the production of Ross Round comb honey sections to avoid the expense of extracting equipment and to tap into a niche market where many customers are willing to pay a premium for all-natural comb honey, untouched by human hands, which maintains the delicate floral aromas of honey just as the bees preserved it.



MARLIN BUUS, from Ellsworth, Minnesota, started his journey with 4 beehives in 1972. He increased his count to 700-800 colonies while teaching for 28 years. In 1980, he built an indoor wintering unit. In 2010 the business was sold as his children were grown and gone, and he and his wife were ready to take a slower path. They say "Once a beekeeper, it's in your blood". So he then became a hobbyist and still wintered the bees inside. He has found much pleasure in his hobby of doing woodworking for his family, which includes his wife of 55 years, 2 children, 5 grandchildren and 4 great-grandchildren. Marlin also enjoys gardening, stained glass work, and of course, one of God's small wonders called a Bee!



Other presenters from our very own IHPA include **CURT BRONNENBERG, ALEX EBERT, PAT ENNIS,** and **BOB FASTBINDER**. These four amazing beekeepers will enlighten us with their expertise in the advanced and commercial beekeeping sessions on Saturday afternoon. I only wish I knew how many hive tools they have lost or merely misplaced over their careers and how long they can keep their smokers lit! We are truly blessed to have them share with us what they know and will benefit greatly.

ANDY JOSEPH, our State Apiarist, will update us on the 'State of our State,' and **JULIA McGUIRE** will also present us with an update on the Bee Laws Project.

Merchandise, Merchandise, Merchandise

- T-Shirts Youth \$12.00 Yellow, Black, Pink, Green, Ash Gray
XS Camouflage shirts available. No youth sizes.
- T-Shirts Adult \$17.50 Yellow, Black, Pink, Green, Ash Gray and Camouflage
(Limited number and colors in 2XL. Please call for availability)
- Hat One Size \$10.00 Black
- Cookbook Single \$10.00
- Cookbook Case of 30 \$150.00

Did you know that if you buy a whole case of cookbooks (30 books) for \$150 that is only \$5 per book? The other \$5 per book is for you to keep. This would be a great fundraiser for your local beekeeping club, a school fundraiser, etc. We have plenty of books. We ordered in April and have already re-ordered – and will be happy to reorder if we sell all that we have.

If you are not comfortable using the IHPA website, I will always accept merchandise orders by mail. Please send these orders to 52735 187th Ave, Chariton IA, 50049. All items are subject to \$5.00 shipping (either mail or website). On the website we can accept credit cards, but I am unable to do that through the mail.

If you have any questions, please let Rhonda Heston know at (IHPATreasurer@gmail.com) or 515-724-2124, and I will be happy to answer your questions.

Membership Dues

It is time to be talking about renewing your membership.

Below is the information that I need to update the directory of Iowa beekeepers.

Name: _____

Address: _____

City/State/Zip: _____

Phone: _____ County: _____

E-mail Address: _____

No. of Colonies: _____ Years in Beekeeping: _____

I need this information to put together a new directory of members across the state. The last directory published in 2014 had a few errors, so we would like to get those corrected and add all of our new members.

So, please, when completing your registration form (whether you are attending the Annual Meeting or not) please provide all information. Our directory will only be as good as the information you provide (and how legible the information is).

Sometimes I need to compare the information on the form to our membership list to be sure I am getting the right family's membership updated.

Thanks, Rhonda 515-724-2124 IHPATreasurer@gmail.com

Thank You to all the volunteers and Honey Queens

(Note: this was omitted by Editor error last month. Sorry!)

We would like to Thank all the great volunteers and Honey Queens that helped out and made our 2016 Iowa State Fair another success! We would not be able to do this without all of you!

We had some volunteers that made some huge improvements before the fair started and we would like to thank Randy Ruark for trying to keep it cool. He installed the new ceiling fans and fan in the back room. Also some new lighting in the back to make it much easier to find products. Thanks Andy Joseph for making it much faster to get to the back room without having to fight the large crowd. And last but not least, Dave Korver for our beautiful new display for our beeswax products. We wish we could list each and every one of the volunteers but that would take up the entire Newsletter!

Thank you to all of our queens, Maia Jaycox, (Iowa Honey Queen) Ciera Bronnenberg, (Central Iowa Honey Queen) and Star Love, (Boone River Honey Queen) for covering the Cooking with Honey talks in the Ag building, rolling candles, sampling honey, running registers, and helping with the lemonade. Thanks also to Carly Vannoy (Friendly Beekeeper of Iowa Honey Queen) and Carole Vannoy for many of the Susan Knapp Center talks. Thank You Jason Foley for helping and putting up with us every day! Thanks to Andy Joseph for the many talks in the Ag building and taking care of our emergency Honey Lemonade extractor leak! A Special Thanks goes out to the Vannoy Family for spending every evening with us cleaning up and restocking shelves for the next day!

We cannot express how much we appreciate each and every one of you! All of you volunteers are what make the Iowa State Fair a huge success!

Thanks again,
Heidi Love and Connie Bronnenberg

It is that time to Bee thinking about the upcoming meeting in November! **Donations of items for the queen auctions would be greatly appreciated!** These items donated will be on auction, (live or silent). The money raised will help the Honey Queen get to your events!

Thanks, Connie Bronnenberg



IHPA Contests and Rules



Rules for the “Peoples’ Choice” Photo Contest:

- Photo must be matted but not framed
- Any size photo will be accepted for this competition
- Your name needs to be on the backside of the photo
- Must be a Honey Bee, not a Bumblebee or native Iowa bee
- **NEW this year ~ Photo Contest ONLY will be judged by YOU!

Categories to be submitted will include:

1. Bee on Flower
2. General beekeeping
3. Marketing or Promotion
4. Extracting Honey or Specific Photos pertaining to Honey

Rules for the Cooking Contest:

- Honey is to be the only sweetener
- Please submit your recipe with your entry
- Judges will keep recipes to be included in the “Buzz”
- Your name needs to be on the back of the recipe card

Categories to be submitted will include:

1. Desserts (includes pies)
2. Bars or Cookies
3. Drinks
4. Cakes
5. Breads
6. Appetizers or Snacks
7. Jams/Jellies
8. Miscellaneous

Rules for Mead Judging Contest:

- Supply at least two bottles of Mead
- Mead will be judged on the rules of the State Fair
- Mead will be judged on alcohol strength, sweetness, carbonation, temperature, taste, and presentation
- Your name needs to be written on paper provided in the contest room

Categories to be submitted will include:

1. Traditional Meads
2. Molemel (Fruit Meads)
3. Metheglyn (Spiced Meads)

Bring extra bottles of Mead to share at the “Wine and Cheese” social hour Friday night.

Rules for Hive Body Paint Design Contest:

- Two categories:
- Adult (16 years of age or older)
- Youth (15 years of age or younger)
- Your name needs to be written on paper provided in the contest room
- The use of stenciling not allowed
- Hand painted design to cover a minimum of one side of the hive body
- Theme of your choice

Annual Meeting

If you are planning on coming to the Annual Meeting (which I am sure you are) but haven't sent your registration form and check yet, please bring your completed registration form with you. This will speed up your registration process the morning the meeting starts.

The day of registration, you will be able to use a credit/debit card to pay for your meeting and other costs during the Annual Meeting.

If you have questions, please call Rhonda Heston,

[515-724-2124](tel:515-724-2124).

Thanks, Rhonda



NOVEMBER RECIPE from Emma Jakes

Wow! It's already November and Thanksgiving is only a few weeks away. Where has the time gone? I sat down with the cook book earlier this week and was trying to figure out what kinds of food to make this month when I realized it was so close to Thanksgiving maybe something Thanksgiving-y would be good. So I decided to make roasted sweet potatoes and sweet rolls.

The roasted sweet potatoes were really tasty and pretty simple. This recipe works better with liquid honey instead of crystallized honey. Be sure to turn the potatoes over half way through otherwise they will get burned on the bottom. This recipe takes about two hours from start to finish and the dip is also very good.

Honey Roasted Sweet Potatoes with Honey Cinnamon Dip

2-3 large sweet potatoes washed peeled and cut in to 1-inch cubes

3-4 tablespoons honey

3-4 tablespoons liquid coconut oil (or other oil)

1 tablespoon or to taste

Pinch of salt and pepper to taste

Pumpkin pie spice, nutmeg, ginger, allspice, all optional and to taste

Honey Cinnamon Dip

1/3+ cup plain or vanilla Greek yogurt. Light sour cream works too

2-3 tablespoons honey

1 teaspoon cinnamon or to taste

Add all ingredient to a small bowl and whisk until smooth and combined. Transfer to serving dish if desired. Dip will keep air tight for up to a week in the fridge.

Preheat oven to 400 degrees. Grease cookie sheet and set aside. (Silpat works also)

Sweet potatoes--put prepared potatoes into gallon-sized Ziplock bag. Add honey, oil, cinnamon, salt and pepper, optional seasonings, seal bag and toss to coat potatoes. Push potatoes at the bottom to the top to equally distribute the honey, oil, and spices.

Use your hands to transfer potatoes to baking tray arrange on baking tray making sure that no potatoes are touching. (Tip- Don't dump the potatoes onto baking tray because excess marinade will get into baking tray and it's prone to burning.) Save any remaining marinade in Ziplock bag to be added half way through.

Bake for 20-25 minutes. Flip potatoes over using tongs, and if desired, add remaining marinade.

Bake for 15-20 minutes or until fork-tender and done. Keep a close watch on potatoes for last few minutes to avoid burning. Baking time will vary, based on your oven, how thick the potatoes are, how full the tray is and how well done you like your potatoes. Optionally (but recommended) serve potatoes with dip or your favorite condiments right after they have cooled.

The sweet rolls were really good and very simple.

Honey Butter Rolls

1/3 cup butter

1 cup milk

2 tablespoons instant dry yeast

1/3 cup honey

½ teaspoons salt

1 large egg

4 cups flour

2 tablespoons butter melted

Preheat oven to 400 degrees. Lightly grease a 9"x13" pan. In a small sauce pan melt butter. When butter is melted add in milk and heat to 100 degrees. Add yeast and honey to a bowl and mix. When milk mixture is at temp, add to yeast mixture and stir. Add salt and egg and stir. Stir in 2 cups of flour. Add remaining flour ½ cup at a time until dough clings to sides of bowl. Dough will still be a little sticky.

Flour hands and shape dough into 12 rolls and place on baking sheet. Cover and let rise for ten minutes. Bake 10-12 minutes or until lightly golden. When done baking, melt two tablespoons of butter and brush rolls with the butter.



Month by Month – November

November is the time of the year to wrap things up. Your mite treatments are done, you've fed your hives plenty until the pantry is full and the girls are fat, healthy, mite free and happy. Your entrance reducers and mouse guards are in. There is only one more thing to do. The winds of winter are coming and I strongly suggest wrapping your hives or using some type of protection to help insulate them from the winds. You want to wrap, but not so tightly so the hive cannot breathe. The excess moisture needs to escape, or condensation of moisture will be a BIG problem dripping on the bees. One example is to put wood chips on top of the hive's inner cover surrounded by an empty super with the outer cover on this box. This helps absorb moisture from condensation and stop it from dripping from the inner cover down onto the bees. Some have told us they use Cedar Chips for this, and they believe the cedar helps with mites too. I don't have any proof of that last statement; it does absorb the moisture, and smells good. A piece of window screen thumb-tacked over the center hole in the inner cover will keep wood shaving from falling through. I cannot stress enough the importance of an upper ventilation hole--MOISTURE ACCUMULATION, NOT COLD, KILLS A COLONY!! I put an upper entrance on all my hives in the inner cover. When snow covers the lower entrance, the hive still has an upper entrance for their cleansing flights. I notch the inner cover with the size of 3/4" x 1/4" for this.

Next, think about how you will wrap your hive. If you have access to *tar paper*, it will work, but it won't last but a few years of use. It's black, so it absorbs the heat, but doesn't give any, or very little "R" value. It does help stop the wind. Remember to cut a small hole for the upper entrance so the bees have a way out for those sunny warmer days cleansing flights and for moisture to escape (staple the paper to the hive around the hole, to keep bees from getting lost between paper and box). *Colony Quilt* is a heavy black plastic with a foam backing. It'll last 6 – 10 years if taken care of. It does have a small "R" value of 3.7. Also remember again to cut that hole for the upper entrance so the bees can take their cleansing flights. To attach the tar paper and colony quilt, you can tie it, duct tape it, screw it, bungee cord it, etc. Another is a *Plastic Coated Cardboard Box Winter Wrap*. It's a good choice too. These are not as heavy as I would like to see them, but they may last several years if taken care of. They are easy to use, no stapling or hammering, just slip over your hive and fold the flaps over. Another option is to make your own winter wraps to your personal standards; just remember to have a way for the excess moisture to escape from the hive and a way for the bees to take their cleansing flights!! The goal is to help the bees get thru winter and control moisture condensation.

Jamie Beyer and Linn Wilber have designed a corrugated plastic box for wintering, and have them for sale. They easily fit a Langstroth hive outside dimensions with about ¼-inch to ½-inch clearance on the inside. They are 31 inches tall which is tall enough to easily cover two deeps and a medium. If you want them shorter they can easily be cut to any height with a circular saw, hand saw or a table saw. Most people want an upper hole in the box (and hive) to allow for moisture escape during the winter. This can be cut in the coroplast with a knife or hole saw. Jamie Beyer and Linn Wilbur have pursued the making of these boxes and did this so that we have quality boxes to cover our hives. They are not available anywhere else. If interested, they are \$21 which includes tax. They do not make any profit from these boxes. The money only covers their expenses. If interested, please contact: Jamie Beyer / 269 U Ave. /Boone, Ia 50036. Home 515/433-0194 / Work/Cell 515/231-0215 / beyersbog@aol.com

Do you do all you can to save your bees? I'd like to quote a paragraph from *Kim Flottum's book "Better Beekeeping"*, page 142. Would you please think and consider what it says and how you keep bees?
"Beekeepers are responsible for managing their bees and their colonies with respect and due diligence. Letting your bees sort it out for themselves with a "may the toughest bee survive" attitude borders on criminal neglect. If farmers chose that route with their cattle, homeowners with pets, or even zoos with their hundreds of animals, the powers that be would intervene and take control of those onerous situations. Yet beekeepers, since there is no threat of liability, are allowed (legally) to mistreat, under-treat, or not treat their bees so they do not have adequate protection from the elements, are not safe from pests and diseases, do not have enough food to eat, or some combination of these curses. Why would you let a colony expire for reasons of neglect?"

I know there are some things out of our control that affect the bees' survivability (your neighbor's choice to treat or not treat, chemical use outside your property, weather, forage opportunities). But there are some basic things we can do as "keepers of the bees" to help them survive (plant pollinator friendly plants, placement of hives, monitor and treat for diseases, feed if needed, use pollen patties, maintain good equipment, use or raise survivor stock, wrap or insulate you bees for winter, etc). Please learn and do all you can to help your bees.

Bee Happy, Bee Kind and Bee yourself,
Pat Ennis

For Sale: 16 complete deep hive bodies with honey supers. No bees.
20 complete hives with winter wraps and honey supers. With bees.
Call for prices--515-460-4302. Scott Martin, Humboldt Iowa,

Beginner Beekeeping Classes—

Tuesdays, Jan. 24-Feb. 28, 6pm to 8pm
Saturday mornings, Jan. 28-March 4
Place: Cherry Glen Farm, 3989 NW 94th Ave. Polk City, IA 50226

The classes will include hands-on instruction and a summer field day.
Cost: \$40

BUSINESS FOR SALE

Iowa-owned plastic container distributor that caters to honey producers and other industries.

Contact **BL Plastic Containers.**

Garry [515-669-6517](tel:515-669-6517) sales@blplasticiowa.com

(Ed. Note: Garry has been at our Annual Meetings and has advertised in the Buzz for years.)

For Sale:

Package bees and 5-Frame Nucs. 2# & 3# Package Bees (Carniolan or Italian Queens) We will be shaking package bees from our own hives and they will be available early April through early June. Nucs will be available late April (weather permitting) through early June. Prices have not been set yet but will not change significantly from our 2016 prices.

Corn Syrup: .40/pound your container 500#s syrup .35/pound

Protein Patties; \$2.00 each Case of 40 - \$70.00

Honey Styx: Good flavored light honey.

.09 each in boxes of 2000 -\$180.00.

0.12 each--500 - 1999. .15 each--1 - 499

50# Bucket Honey: \$127.00

Spring Valley Honey Farms

Connie 515-480-6076 Curt 515-480-6075

FBI Club Beekeeping Classes Start Feb 2, 2017

The Friendly Beekeepers of Iowa will be teaching an eight-week beekeeping course on Thursdays at 6:30-8:30pm, starting Feb 2 thru March 23, 2016. The cost of the course will be free, but for first time beekeepers we require you purchase the book, "First Lessons in Beekeeping" by Keith Delaplane, which will be available for \$8.00.

A power point presentation provided by Andy Joseph, State Apiarist, follows the "First Lessons in Beekeeping" book that we will use as a course outline. This information will be available the first night of class.

Our club welcomes all levels of beekeepers. Most of us continue to attend the course after the first year, as there is always something new to learn! We are of all ages and willing to help and support all.

Classes will be held at the Calvary Baptist Church, 2708 N Jefferson Way, Indianola, IA 50125.

Please email Judy at jespencejr44@gmail.com with any question you have.

Busy, Busy Bee Queen

Wow, has it been a crazy busy time! I would just like to thank everyone for their help at the State Fair! I had so much fun being able to work with kids during the Kids Expo and making smoothies for people to try. It was just an all around great experience working at the fair! I'm very sad that my reign is coming close to the end, but I can't wait to see what these last few months have in store for me.

I hope to see everyone at the annual meeting!



Holy Smoke!!

Sometimes we learn vicariously. Sometimes we learn things quite by accident—those are usually costly ones. This fall I became impressed that it would be a good idea to try the oxalic acid treatment for mites. So I bought a wand that came with precious few directions (not that I would have read them anyway...)

I went out to my hives and treated the first two. When I inserted the wand into the third hive, I noticed vapor curling out of various little air slots here and there, thinking that would indicate that the treatment was doing its thing. Three minutes came and went, and since “vapor” was still leaking out, I left it in, (just a minute more...)

When I withdrew the wand, the “vapor” really started coming out, this time sneaking out under the tele cover! That’s when I realized several things simultaneously—I needed to find the fire extinguisher; I needed to move my pickup (standing inches from the hive); and I needed to take that hive apart!


When I got the first two done, the hive was torching away. The top two boxes are now sitting on the grass behind the hive, and the bottom box was flaming about 18 inches in the air. I moved it forward and started flipping frames (only half of them were left by now) into the grass to separate them. I sprinkled water on them out of my spritz bottle, and when I looked underneath the box, there was about a 2-foot wide pile of dead bees on the ground under the box.

Lesson learned the hard way: when you insert the wand into the entrance, be sure you don’t connect with a load of burr comb hanging down from the frames!

The sad tale has a rather happy ending. Thinking all was lost, I left the two upper boxes sitting behind the hive, figuring the bees of the other hives might as well help themselves to the groceries. The day of the tragedy was Friday, and I checked Sat. and Sun. and the boxes were black with robbers. On Monday things were quiet, and I went out to assess what could be saved, I noticed, on one side of one of the upper boxes, a collection of bees, quietly sitting together. When I examined them, there was the queen! So I combined them with another hive that needed a boost, and hope they make the winter.

So would you rather learn vicariously from my error? Or would you like to risk losing one of your hives in a hurry? You may choose.

Ron Rynders, Editor



November Wintering Special!!

Colony Quilts 27" x 75"

(will cover a hive of 2 deep boxes) \$10.00 (plus tax)

Loose fit Cardboard Winter Wrap 19 1/4" x 22 3/4"

(will cover a hive of 2 deep boxes) \$10.00(plus tax)

~For all your beekeeping needs~

P & P Honey and Bee Supply, Inc.

Promoting the beekeeping craft since 1981

Pat & Peggy Ennis - 2105 110th St Goodell, IA 50439 - 41-444-4767 - flat_lander@com



The Buzz Newsletter Article Submissions

Please send submissions, classified ads, and photos to rrihpa@gmail.com

Or mail to The Buzz, c/o Ron Rynders, 890 13th Ave SE, Sioux Center, IA 51250

The deadline for submissions is the 10th of each month to be included in the following month’s newsletter. The Buzz is a monthly newsletter published by the Iowa Honey Producers Association which is an affiliate of the Iowa State Horticultural Society.



Russian Bees
& Beekeeping Equipment

Des Moines, Iowa based breeder of
 quality Russian queens, & craftsmen of Aromatic
 Cedar hive ware. Check us out on the web at:
www.RussianBee.com

For All Your Packaging Containers For Packing Honey

(No Order To Large or Small)

BL Plastic Containers, LLC

“We Built Our Business on
 Service, Quality, and
 Dependability.”



BL Plastic Containers, LLC
 1425 Metro E. Drive Unit 109
 Pleasant Hill, IA 50327

Phone: 515-266-6112
 Fax: 515-266-1112

sales@blplasticiowa.com
www.blplasticiowa.com

WEAVER'S famous QUEENS and Package Bees

★ Buckfast ★ All-American

Order On-Line Now

Visit us on the Web at www.rweaver.com

THE R WEAVER APIARIES, INC.

16495 CR 319, Navasota, TX 77868
 Ph: 936/825-2333 rweaver@rweaver.com



Helping Beekeepers Keep Bees

Honey Bee Ware

Bees + Equipment + Supplies + Education + Honey

Bee Thankful Sale!

Honey Bee Ware's Hive Kit!

10-frame Unassembled reg. \$243.00 **NOW \$218.70**

10-frame Assembled reg. \$288.75 **NOW \$259.87**

10-frame Assembled & Eco Wood Stained reg. \$306.75

NOW \$276.07

Sale price good Nov. 1 through Nov. 30, 2016

Look for our booth at the IHPA Fall Convention!

Featuring hand crafted gift ideas, gift boxes, jewelry and more!





Honey Gift Box \$14.00



Soap Gift Box \$19.00



Hand Crafted Throw Pillow
 \$35.00 sm \ \$60.00 lg



Authorized Distributors for Mann Lake and Kelly Beekeeping

www.shop.honeybeeware.com

1829 Municipal Dr. Greenville, WI 54942 | 920.779.3019 | Monday-Friday 9-4:30 | Saturday 9-Noon



THE KEY TO SUCCESSFUL BEEKEEPING

Dadant

FRESH QUALITY FOUNDATION MAKES GOOD PRODUCTIVE COMBS

Foundation



DURAGILT

DADANT RESEARCHED—
DADANT DEVELOPED

Plastic Inner Core
Beeswax
Metal Edges Reinforce and Strengthen

Saves Labor—Easy To Use
Deep Worker-Sized Cell Imprints
Precision Milled
No Additional Cross Wires Needed

Communication Holes

DEVELOPED BY DADANT & SONS
COPIED BUT UNEQUALLED

Steel Hook Fits Behind Wedge In Top Bar

9 Vertical Crimped Steel Wires Radiate Strength
Perfectly Milled Cells
Deep Exact Walls

We Recommend Adding Cross Wires In Deep Frames

CRIMP WIRE

MEDIUM BROOD

OUR LOWEST PRICED FOUNDATION

THE ORIGINAL 100% PURE BEESWAX FOUNDATION

Precise Even-Milled Worker Sized Deep Walled Cells

We Recommend Cross Wiring Frames With Medium Brood Foundation

Slightly heavier than thin surplus for easier handling.
Cut Comb For Chunk Honey and Comb Honey
Cut From The Frame

The thinnest beeswax sheet for finest comb honey.
Thin Surplus For Square and Round Section Comb Honey
Your Customers Appreciate Comb Honey With Dadant Foundation

CUT COMB & THIN SURPLUS
FINEST COMB HONEY FOUNDATION
100% BEESWAX

PLASTICELL

THE ULTIMATE IN PLASTIC FOUNDATION

Injected Molded Plastic, Raised-Cell Sheet

Deep Uniform Exact Cells

Beeswax Coated or Plain (We recommend Beeswax coating)

THE BEST PLASTIC FOUNDATION AVAILABLE TESTED AND PROVEN

Unique Uniform Spray Coating with 100% Pure Beeswax

Fits Frame Sizes 9-1/8" and 6-1/4"

Wax Moth Cannot Damage Base

1 Piece Plastic Frame and Foundation
No Assembly—Strong—No Wiring
Durable—Not Affected By Weather Conditions

Sizes 9-1/8" and 6-1/4"

Beeswax Coated

EZ FRAMES



www.dadant.com



51 S. SECOND STREET, HAMILTON IL 62341 • PHONE (217) 847-3324 • FAX (217) 847-3660 • TOLL FREE 1-888-922-1293
1318 11TH STREET, SIOUX CITY IA 51102 • PHONE (712) 255-3232 • FAX (712) 255-3233 • TOLL FREE 1-877-732-3268

The Buzz Newsletter

Iowa Honey Producers Association
52735 187th Avenue
Chariton, IA 50049



2015-2016 Officers & Directors of IHPA

Officers:

President: Roy Kraft
PO Box 1
Goldfield, IA 50542
Phone: 515.293.2458
E-Mail: kroyster.rk@gmail.com

Vice President: Mary Wiltgen
3025 270th St
Fredericksburg, IA 50630
Phone: 563.920.9628
E-Mail: tmwiltgen@gmail.com

Secretary: Heidi Love
18488 E Ave
Dawson, IA 50066
Phone: 515.729.1761
E-Mail: bhlove5@aol.com

Treasurer: Rhonda Heston
52735 187th Ave
Chariton, IA 50049
Phone: 515.724.2124
E-Mail: r.heston@yahoo.com

Historian: Butch Wetzel
8227 NE 38th Ave
Altoona, IA 50009
Phone: 515.979.6322
E-Mail: thewetzelclan@aol.com

Past President: Pat Ennis
2105 110th St
Goodell, IA 50439
Phone: 641.444.4767
E-Mail: flat_lander@lycos.com

Directors:

District 1: Jim Marshall
2923 Jones Ave
Oskaloosa, IA 52577
Phone: 641.660.9930
E-Mail: jim_marshall@musco.com

District 2: David Hayes
1749 110th St
Maquoketa, IA 52060
Phone: 563.678.2862
E-Mail: prairiecreekfrm@netins.com

District 3: Dennis Nielson
6948 25th Ave
Newhall, IA 52315
Phone: 319.350.8361
E-Mail: nielsond135@gmail.com

District 4: Doyle Kincy
7304 Monroe Ct
Urbandale, IA 50322
Phone: 515.710.4752
E-Mail: dwkincy@msn.com

District 5: Eric Kenoyer
1270 Upland Lane
Van Meter, IA 50261
Phone: 515.490.2477
E-Mail: ekenoyer@aol.com

District 6: Dave Korver
3314 510 St
Maurice, IA 51036
Phone: 712.562.6528
E-Mail: dpkorver@frontier.com

Iowa Beekeeping Clubs

Back-to-Basics Beekeeping Club

Contact: Jim & Tina Marshall
Marsh Hill
2923 Jones Ave
Oskaloosa, IA 52577
(641)-660-0983
marshallit@wildblue.net

Central Iowa Beekeepers Association

Contact Arvin Foell
30930 530th Ave.
Kelley, IA 50134
Home phone 515/597-3060
Cell phone 515/450-9494
alfoell@huxcomm.net

Des Moines Backyard Beekeepers

Contact: Julia McGuire
515-988-1828
desmoinesbackyardbeekeepers.org

East Central Iowa Beekeepers

Contact: Dave Irvin
2254 S. Riverside Dr.
Iowa City, IA 52246
(319) 351-6205

Friendly Beekeepers of Iowa

Contact: Judy Spence
12839 Carpenter Trail
Carlisle, IA 50047
(515) 988-8397
iespencejr44@gmail.com

Great River Bend Beekeepers

Contact: David Hayes
1749 110th St.
Maquoketa, Iowa 52060
563-678-2862
prairiecreekfrm@netins.net

Loess Hills Beekeeping Association

22524 Hunt Avenue
Council Bluffs, IA 51503-7978
LHBA@LoessHillsBA.com

North Iowa Bee Club

Contact: Pat Ennis
1040 Union Ave.
Goodell, IA 50439
(641) 444-4767
Flat_Lander@lycos.com

Northwest Iowa Beekeepers

Contact: Larry J. Boernsen
6724 200th St.
Ocheyedan, Iowa 51354
(712) 735-4205
Lm5kbees@iowatelecom.net

Red Rock Beekeepers

Contact: Gerald Murphy
1180 92nd Ave
Knoxville, IA 50138
(641) 218-4814
weldonis@windstream.net

Southeast Iowa Beekeepers

Contact: Vernie Ramsey
22781 Route J16
Birmingham, IA 52535
(319) 498-4355
Vdramsey@netins.net

Southwest Iowa Beekeepers

Contact: Mike & Donna Brahms
14922 535th Street
Griswold, IA 51535
(712) 778-4256
mbrahms@netins.net

State Apiarist: Andrew Joseph

Phone: (515) 725-1481 Email: andrew.joseph@iowaagriculture.gov

IDALS website: www.agriculture.state.ia.us

Amy Toth, Assistant Professor Iowa State University
Ecology, Evolution, and Organismal Biology
amytoth@iastate.edu
www.public.iastate.edu/~amytoth/Toth_lab/Home.html

Marry Harris
maharris@iastate.edu

National Honey Board: www.honey.com

American Honey Producers Association: www.ahpanet.com

American Beekeeping Federation: www.ABFnet.org

IHPA Programs



Iowa Honey Queen
Program




Bee Emergency
Program Information:

Vern Ramsey
22781 Route J16
Birmingham, IA 52535-8162
Phone: 319.498.4355
E-Mail: vdramsey@netins.net

Roy Kraft
PO Box 1
Goldfield, IA 50542
Cell: 515.293.2458
E-Mail: kroyster.rk@gmail.com

Mary Wiltgen
3025 270th St
Fredericksburg, IA 50630
Phone: 563.920.9628
E-Mail: tmwiltgen@gmail.com

Queen Chair: Connie Bronnberg
14405 Hull Ave
Perry, IA 50220-6343
Phone: 515.480.6076
E-Mail: cbronnv823@aol.com

 IHPA Youth Scholarship
Program:

Eric Kenoyer
1270 Upland Lane
Van Meter, IA 50261
Phone: 515.490.2477
E-Mail: ekenoyer@aol.com

The Buzz Newsletter
Ron Rynders
890 13th Ave SE
Sioux Center, IA 51250
Cell—712-449-5010